

SERIE CH - VALVOLE AD OTTURATORE 2/2 - 3/2 G1/8



Norma di Riferimento

ATEX
2014/34/UE



Pressioni

Max 10 bar (1 MPa)



Temperature

- 10 °C
+ 45 °C

CARATTERISTICHE

Fluido	aria filtrata 50 µm, con o senza lubrificazione
Sistema di commutazione	otturatore
Connessioni	G1/8
Diametro nominale (mm)	5
Portata nominale (NI/min)	600 (NC), 550 (NO)
Corpo valvola	zama
Guarnizioni	NBR
Spola	ottone nichelato



Leva e rullo - molla



CH-250



CH-252



CH-254



CH-256



Leva e rullo unidirezionale - molla



CH-260



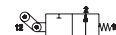
CH-262



CH-264



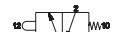
CH-266



Puntale a sfera - molla



CH-270



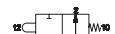
CH-272



CH-274



CH-276



Leva a tasto - molla



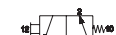
CH-280



CH-282



CH-284



CH-286

