

UAGP 075

Pneumatic power pivot 75 Nm without brake

Pneumatic power pivot without brake typically used to rotate and dump fixtures and parts in a desired position.



- High repeatability
- Mechanical stops
- Integrated flow control system
- Double pneumatic cushioning
- Fixing ports on 4 sides
- Tapered roller bearings to support heavy load
- Orientable table in 4 pre-set positions
- Version with brake available

CHARACTERISTICS

Operating temperature	5° ÷ 45° C
Min./Max. Operating pressure	0,4 / 0,6 MPa
Bore Ø	80 mm
Pivot rotation	45°/60°/ 90°/120°
Holding moment	6000 Nm
Max. torque at rotary table (0,55MPa)	75 Nm
Weight	18 Kg
Pneumatic supply ports	G3/8
Sensor	electronic (optical)
Supply voltage	10 ÷ 30 Vdc
IP code	IP 65

CODIFICATION KEY

UAG | P | 075 | O | K | 090 | W | S | 0 | |

1 2 3 4 5 6 7 8 9 10



OPTICAL SENSOR



FLOW CONTROL SYSTEM



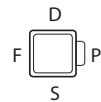
HIGH REPEATABILITY

- 1** SERIES
UAG = UNICLAMP Power pivot
- 2** VERSION
P = Pneumatic
- 3** SIZE
075 = 75 Nm Ø 80 mm
- 4** TABLE POSITION
O = Horizontal 90°
P = Horizontal mirror of "O"*
V = Vertical 180°
Z = Vertical mirror of "V"
*Max opening angle 60°
- 5** SENSOR
N = No sensor (with protection plate)
K = Electronic sensor PNP, M12 (DF-K)
Y = Electronic sensor PNP, M12 (DF-Y) white LED
J = Electronic sensor NPN, M12 (DF-J)

- 6** PIVOT ROTATION
120 = 120°
090 = 90°
060 = 60°
045 = 45°

- 7** BRAKE SYSTEM
W = Without brake

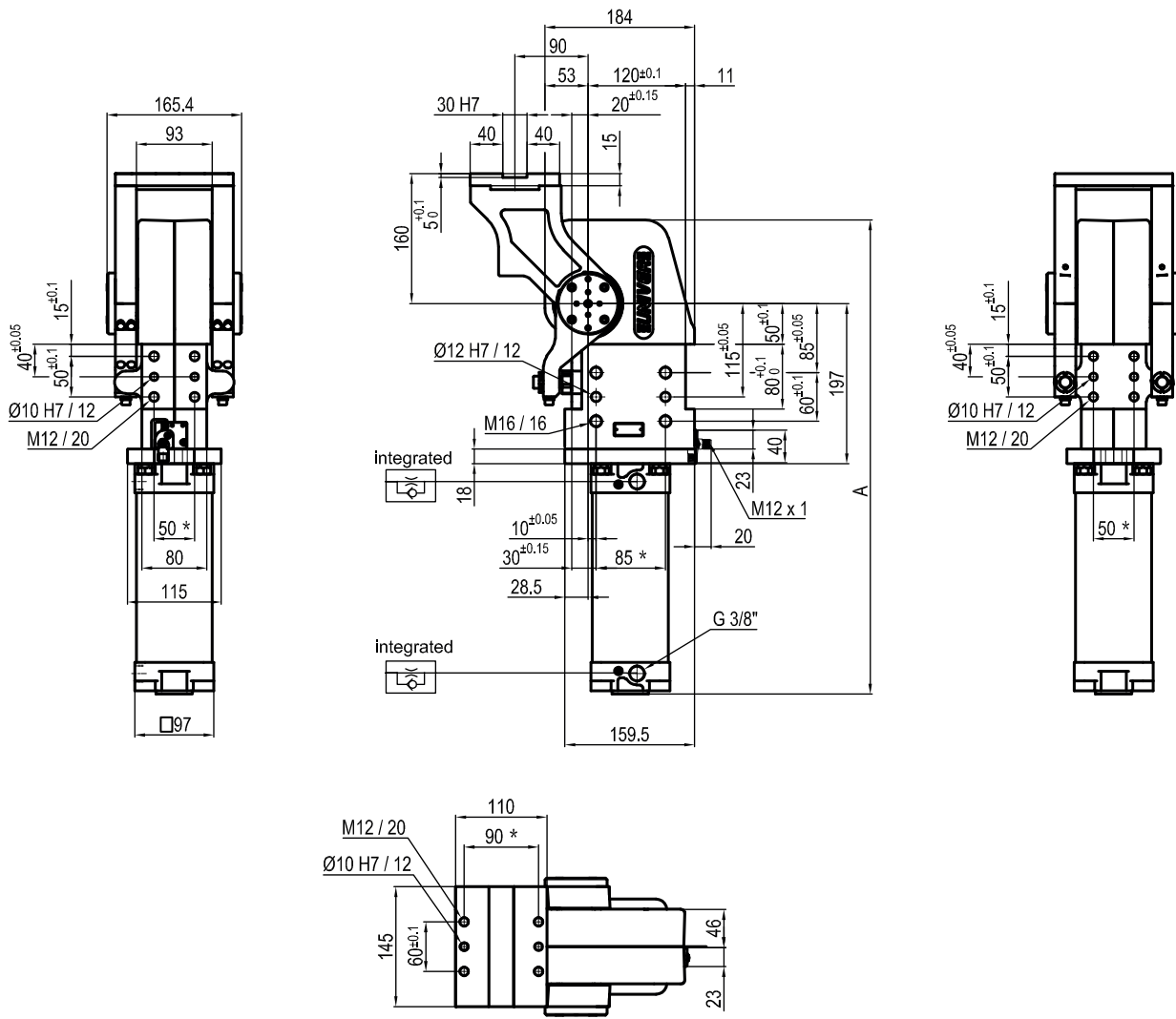
- 8** CONNECTIONS
S = Left side (Standard)
D = Right side
F = Front side
P = Rear side



- 9** PRODUCT REVISION
Assigned by UNIVER

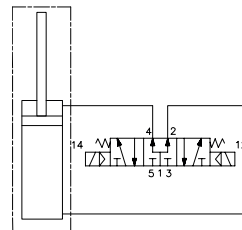
- 10** ATEX
X = ATEX option
See ATEX Catalogue for types and versions

Horizontal 90°



5

*TOLERANCE BETWEEN DOWELS ± 0,02 BETWEEN SCREW HOLES ± 0,1



Pivot rotation (°)	A
45°	504
60°	518
90°	549
120°	583.5

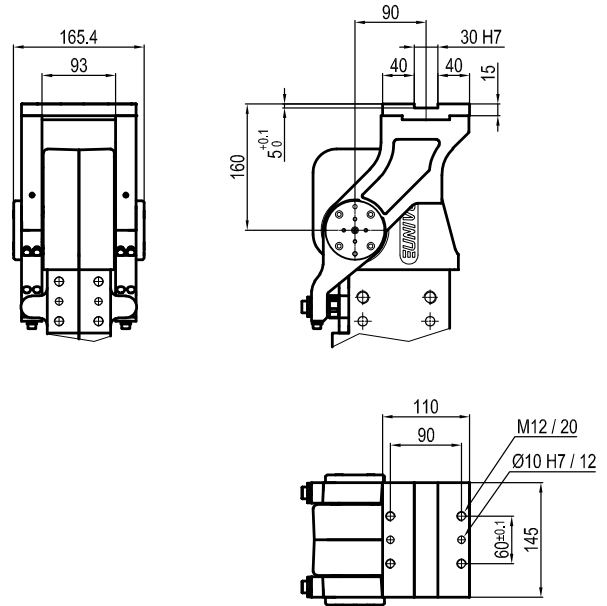
Sensors



Electronic (optical)

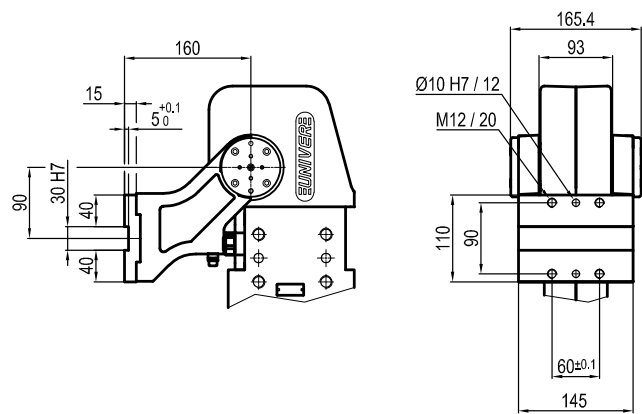
- DF-K PNP M12
- DF-J NPN M12
- DF-Y PNP M12 White LED

P Horizontal
Mirror of "O" position



5

V Vertical 180°



Z Vertical
Mirror of "V" position

