90° connector



In-line connector
(on request)



90° cables



In-line cables



In-line PIN



STANDARD B10



0,3 W
10 Nl/min

HIGH FLOW RATE B12



0,6 W
28 Nl/min

ISO 15218 - 10 mm Nanovalves - standard

- Low input standard: 0,45 W
- Flow-rate: 10 Nl/min
- Quick response time: 3 ms
- ISO 15218 interface
- 3/2 NC version
- Led standard

Fluid	10 µm filtered air, with or without lubrication
Ambient temperature	-5 ÷ +50 °C
Fluid temperature	Max +50 °C
Ways/Positions	3/2 NC
Pressure	Max 7 bar
Control	electric
Return	mechanical spring
Operating frequency	5 Hz (Max 8 Hz)
Assembly	n. 2 screws M1,7
Connections	interface ISO 15218
Nominal Ø (mm)	0,7
Nominal flow rate (Nl/min)	10
Valve body	self-extinguishing technopolymer
Seals	VITON/NBR
Components	stainless steel - brass
Voltage	da 10 V a 26 V
Voltage tolerance	±10%
Power consumption	0,45 W (spunto 2,15 W max 25 ms)
Electrical connection	connector D535 U40 (IP65), welded pin (IP00), Molex
LED	yellow (standard)
Manual override	monostable button



Series	Model	Type	Function	Variant	Voltage
B 1 0	4	0	1	L	2 4 D
B10 Nanovalves low power consumption	**4** Monostable	**0** = 3/2 NC	**1** With manual override L variant **3** With manual override P variant	**L** 90° connector protected pins **P** In-line connector for assembly on electronic board	**24D** 24 V DC

upon request

5 With manual override M variant	**M** In-line connector protected pins

SUBSTRUCTURE (ISO 15218)

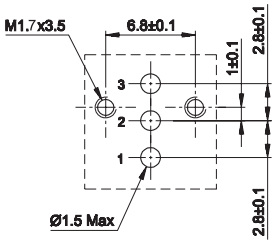

1 = Supply port

2 = Use

3 = Exhaust

Fixing screws standard supplied. Max tightening torque 0,15 Nm

RIGHT-ANGLE CONNECTOR WITH PROTECTED PINS

Code	Way	Pressure Bar	Ø mm	Resp. Time (ms) En.	Resp. Time (ms) De-en.	Actuation	Weight kg	
								
B10-401L24D	3/2 NC	0÷7	0,7	3	3,5	with manual override	0,0108	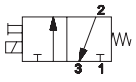

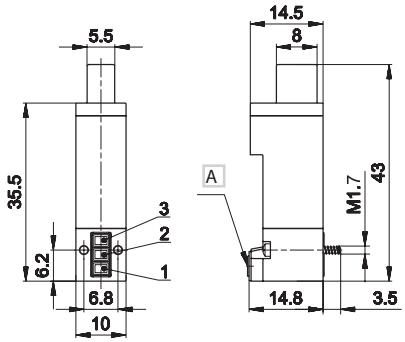

A Manual override

1 = Supply port

2 = Use

3 = Exhaust

SINGLE CONNECTOR WITH 0.3–0.5 M CABLE FOR 90° CONNECTOR WITH PROTECTED PINS

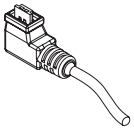

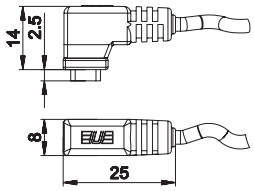

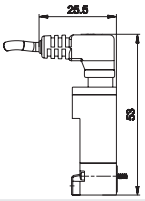

Code	Length (mm)	Weight Kg
D-535U40300	300	Kg: 0,05
D-535U40500	500	Kg: 0,07

MINIATURE CONNECTOR WITH WIRE LEADS



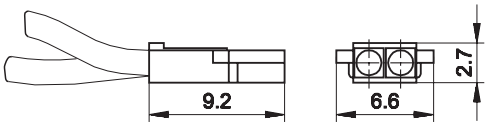

Code	Length (mm)
D-530-30	300
D-530-50	500
D-530-200	2000

INLINE PINS (SUITABLE FOR PCB MOUNTING)

Code	Way	Pressure Bar	Ø mm	Resp. Time (ms) En.	Resp. Time (ms) De-en.	Actuation	Weight kg	
								
B10-403P24D	3/2 NC	0÷7	0,7	3	3,5	with manual override	0,0104	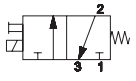

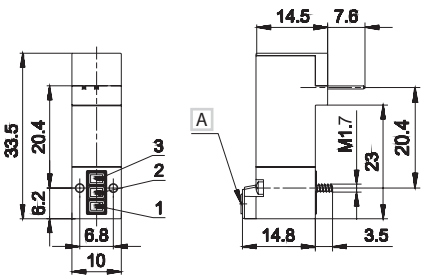

A Manual override

1 = Supply port

2 = Use

3 = Exhaust

07V1B

SINGLE BASES



Code	Vie	Pack.
07V 1B 0 00 01	1	1

07V1B

MULTIPLE BASES



Code	Vie	A	B	Pack.
07V 1B 0 00 02	2	39.5	32.5	1
07V 1B 0 00 06	6	81.5	74.5	1
07V 1B 0 00 08	8	102.5	95.5	1

07V 1B 0 00 01

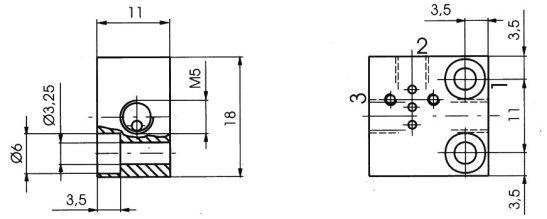

07V 1B 0 00 02 - 07V 1B 0 00 06 - 07V 1B 0 00 08

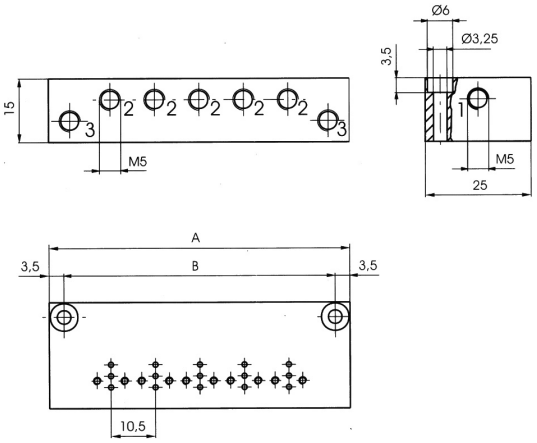

Nanovalves 10 mm - high flow rate - ISO 15218

- High flow-rate: 30 Nl/min
- Quick response time: 3 ms
- ISO 15218 interface
- 3/2 NC version
- Led standard
- 40 Nl/min flow rate version (upon request)

Fluid	10 µm filtered air, with or without lubrication
Ambient temperature	-5 ÷ +50 °C
Fluid temperature	Max +50 °C
Ways/Positions	3/2 NC
Pressure	Max 7 bar
Control	electric
Return	mechanical spring
Operating frequency	5 Hz
Assembly	n. 2 screws M1,7
Connections	interface ISO 15218
Nominal Ø (mm)	1,3
Nominal flow rate (Nl/min)	28
Valve body	self-extinguishing technopolymer
Seals	VITON/NBR
Components	stainless steel - brass
Voltage	da 18 V a 26 V
Voltage tolerance	±10%
Power consumption	0,7 W (speed-up 5,5 W)
Electrical connection	connector D535 U40 (IP65), welded pin (IP00), Molex
LED	yellow (standard)
Manual override	monostable button



Series	Model	Type	Function	Variant	Voltage
B 1 2	4	0	1	L	2 4 D
B12 Nanovalves 10 mm high flow rate ISO 15218	**4** Monostable	**0** = 3/2 NC	**1** With manual override L variant **3** With manual override P variant	**L** 90° connector protected pins **P** In-line connector for assembly on electronic board	**24D** 24 V DC
			upon request		
			5 With manual override M variant	**M** In-line connector protected pains	

SUBSTRUCTURE (ISO 15218)

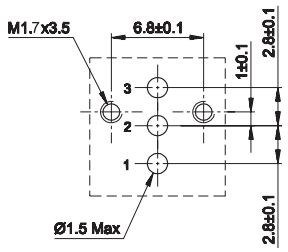

1 = Supply port

2 = Use

3 = Exhaust

Fixing screws standard supplied. Max tightening torque 0,15 Nm

RIGHT-ANGLE CONNECTOR WITH PROTECTED PINS

	Code	Way	Pressure Bar	Ø mm	Resp. Time (ms) En.	Resp. Time (ms) De-en.	Actuation	Weight kg	
	B12-401L24D	3/2 NC	0÷7	1,3	3	3,5	with manual override	0,0108	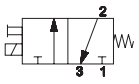

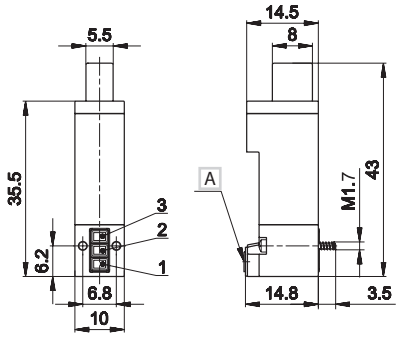

A Manual override

1 = Supply port

2 = Use

3 = Exhaust

SINGLE CONNECTOR WITH 0.3–0.5 M CABLE FOR 90° CONNECTOR WITH PROTECTED PINS

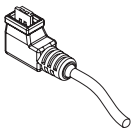

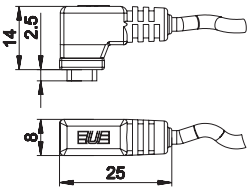

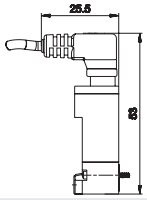

Code	Length (mm)	Weight
D-535U40300	300	Kg: 0,05
D-535U40500	500	Kg: 0,07

MINIATURE CONNECTOR WITH WIRE LEADS



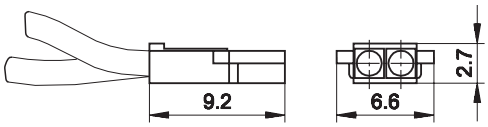

Code	Length (mm)
D-530-30	300
D-530-50	500
D-530-200	2000

IN-LINE PINS (SUITABLE FOR PCB MOUNTING)

	Code	Way	Pressure Bar	Ø mm	Resp. Time (ms) En.	Resp. Time (ms) De-en.	Actuation	Weight kg	
	B12-403P24D	3/2 NC	0÷7	1,3	3	3,5	with manual override	0,0104	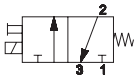

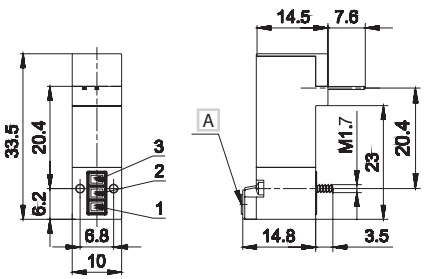

A Manual override

1 = Supply port

2 = Use

3 = Exhaust

07V1B

SINGLE BASES



Code	Vie	Pack.
07V 1B 0 00 01	1	1

07V1B

MULTIPLE BASES



Code	Vie	A	B	Pack.
07V 1B 0 00 02	2	39.5	32.5	1
07V 1B 0 00 06	6	81.5	74.5	1
07V 1B 0 00 08	8	102.5	95.5	1

07V 1B 0 00 01

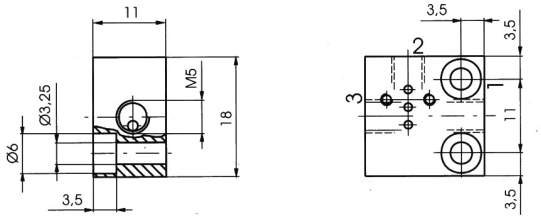

07V 1B 0 00 02 - 07V 1B 0 00 06 - 07V 1B 0 00 08

