

UNP50

Unità di bloccaggio **UNIVERSAL**
standard **NAAMS**



U	N	P	5	0	N	N	E	G
1	2	3	4	5	6	7		

1 Serie

UN = Unità di bloccaggio **UNIVERSAL**
standard **NAAMS** con regolazione
continua angolo d'apertura da:
0° a 135° max

2 Versione

P = Pneumatica standard

3 Taglia

50 = Ø 50 mm

4 Posizione pressore

N = Senza pressore

5 Uscita albero quadro

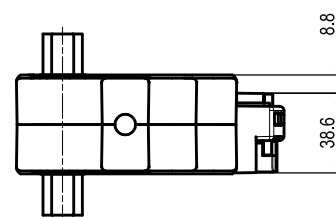
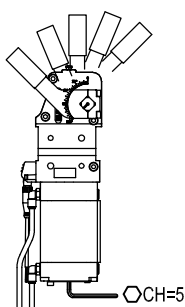
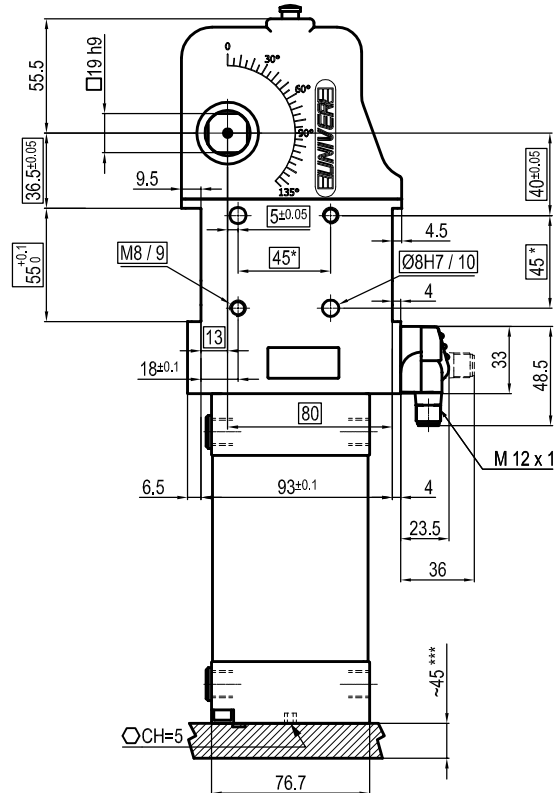
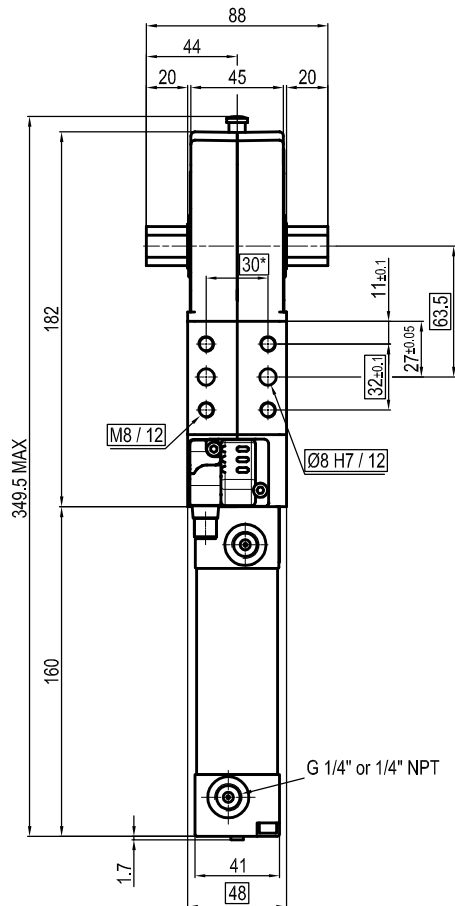
R = Singolo lato destro
L = Singolo lato sinistro
N = Entrambi i lati

6 Sensore di posizione

N = Senza sensore
(con piastra di chiusura)
E = Sensore elettronico con
connettore M12 orientabile

7 Filetto alimentazioni

G = Gas
N = NPT



Bore Ø	Holding moment	Clamping moment	Weight (Clamping arm not included)
50 mm	1250 Nm	280 Nm	2.8 Kg

Min./max. operating pressure: **0,4 / 0,6 MPa**

Operating temperature: **5° + 45° C**

Opening angle: **adjustable**

Without arm

Electronic sensor with M12 swivel connector that can be orientated at 0° or 90°

Supply voltage: 10±30 Vdc

IP code: **IP 65**

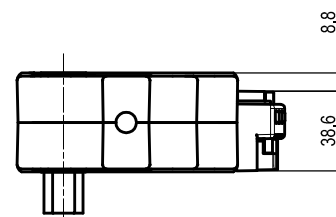
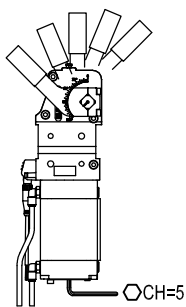
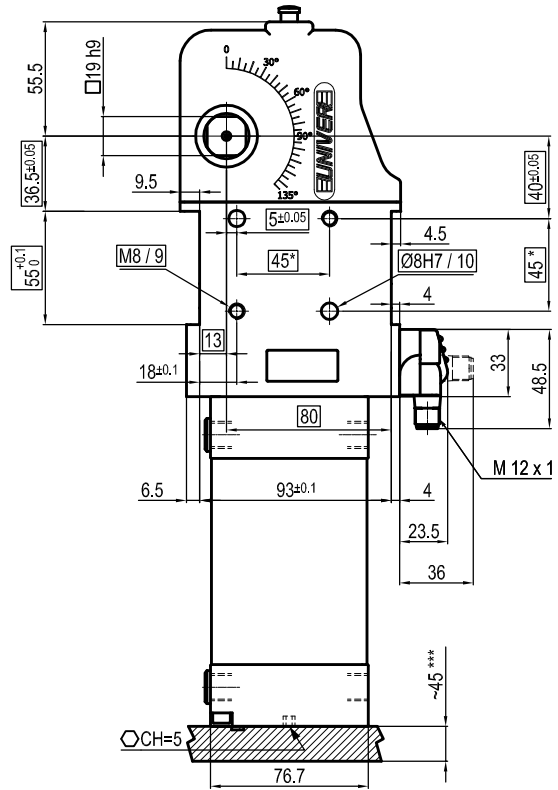
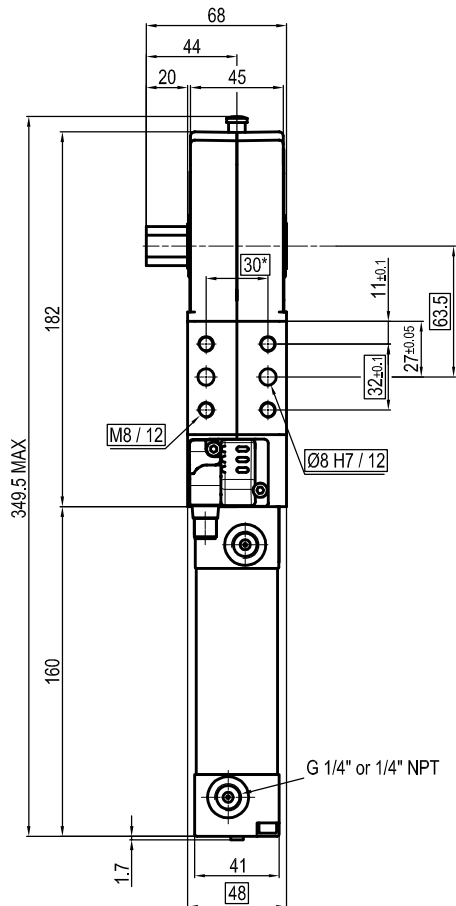
Pneumatic ports on both sides

* : TOLERANCE BETWEEN DOWEL HOLES ± 0.02, TO SCREW HOLES ± 0.1

** : THE MEASURES REFER TO **NAAMS** STANDARD

*** : AREA TO ACCES ANGLE ADJUSTMENT

Subject to technical modifications without notice



Bore Ø	Holding moment	Clamping moment	Weight (Clamping arm not included)
50 mm	1250 Nm	280 Nm	2.8 Kg

Min./max. operating pressure: **0,4 / 0,6 MPa**

Operating temperature: **5° + 45° C**

Opening angle: **adjustable**

Without arm

Electronic sensor with M12 swivel connector that can be orientated at 0° or 90°

Supply voltage: 10±30 Vdc

IP code: **IP 65**

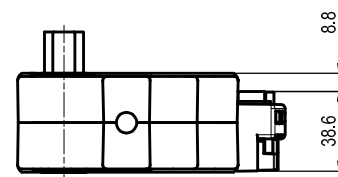
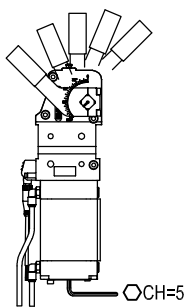
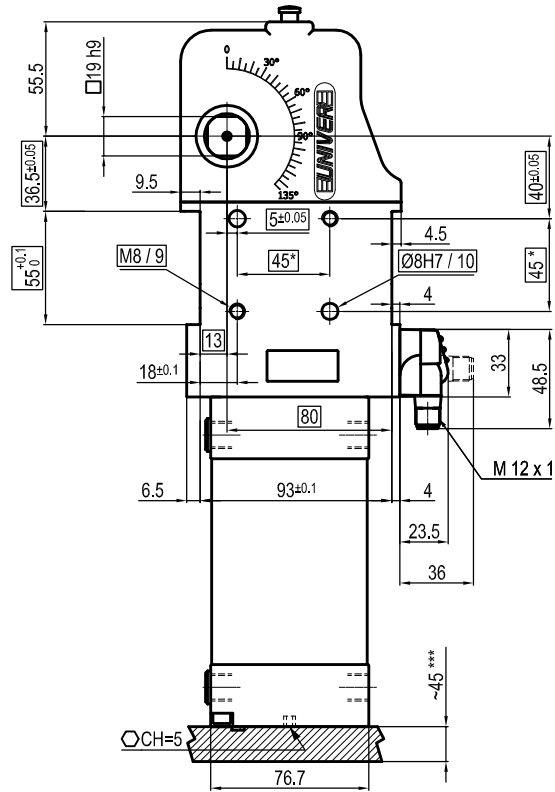
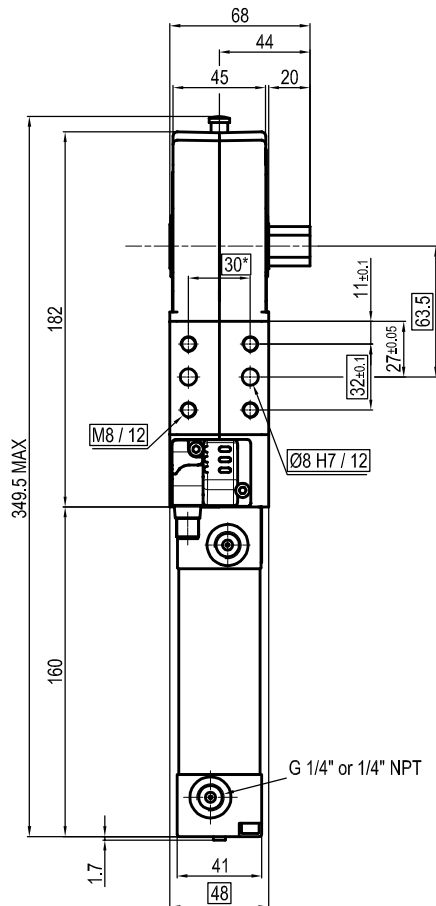
Pneumatic ports on both sides

* : TOLERANCE BETWEEN DOWEL HOLES ± 0.02, TO SCREW HOLES ± 0.1

** : THE MEASURES REFER TO **NAAMS** STANDARD

*** : AREA TO ACCES ANGLE ADJUSTMENT

Subject to technical modifications without notice



Bore Ø	Holding moment	Clamping moment	Weight (Clamping arm not included)
50 mm	1250 Nm	280 Nm	2.8 Kg

Min./max. operating pressure: **0,4 / 0,6 MPa**

Operating temperature: **5° + 45° C**

Opening angle: **adjustable**

Without arm

Electronic sensor with M12 swivel connector that can be orientated at 0° or 90°

Supply voltage: 10±30 Vdc

IP code: **IP 65**

Pneumatic ports on both sides

* : TOLERANCE BETWEEN DOWEL HOLES ± 0.02, TO SCREW HOLES ± 0.1

** : THE MEASURES REFER TO **NAAMS** STANDARD

*** : AREA TO ACCES ANGLE ADJUSTMENT

Subject to technical modifications without notice