

### Adjustable pneumatic cushioning

UNIVER Original since 1999

- No change in dimensions comparing to an equivalent cylinder without cushionings
- Standard supplied for all models

### STRONG

Oversized guide and piston rods

### ISO 15552

Interaxes, centering diameters and piston rods complying with ISO 15552 standards



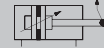
### RS



Ø 32 ÷ 100 mm



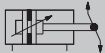
### RS210



With anti-rotation guides Ø 32 ÷ 100 mm



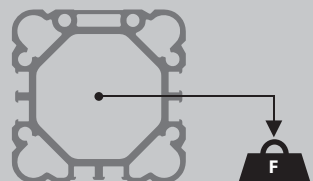
### RQ



Ø 32 ÷ 63 mm



Version non-rotating (octagonal tube)  
Max load (Nm)



Ø	Nm
32	2
40	3
50	5
63	8



Assembly Kit  
available for all series




**CHARACTERISTICS**

Ambient temperature	-20 ÷ 80 °C
Fluid	filtered air, with or without lubrication
Working pressure	1,5 ÷ 10 bar
End-caps	die-cast aluminium
Barrel	anodized aluminium
Piston	aluminium
Guide slide	acetalic resin
Piston rod	chromium-plated steel, stainless steel upon request
Piston seal	nitrile rubber
Guide bush for piston rod	acetalic resin
Shock absorber seals	nitrile rubber
Cushionings	pneumatic adjustable (UNIVER original standard supplied)
Magnet	standard supplied
Other versions available	tandem, two-position tandem, opposed tandem, with common piston rod (upon request)

**CODIFICATION KEY**

R	S	2	0	0	0	3	2	0	0	2	5	
1	2	3	4	5	6							

1 Series	2 Type	3 Version
<b>RS</b> = Ø 32÷100 mm - STRONG Compact cylinders	<b>1</b> = Stainless steel female piston rod <b>2</b> = Chromium-plated steel female piston rod <b>3</b> = Stainless steel male piston rod <b>4</b> = Chromium-plated steel male piston rod	<b>For type 1 - 2</b> <b>00</b> = D.A. Standard version <b>01</b> = D.A. Through piston rod <b>10</b> = D.A. Non-rotating guided piston rod (Ø32÷63) <b>11</b> = D.A. Non-rotating guided through piston rod (Ø32÷63) <b>20</b> = D.A. Long piston (Ø32÷63) <b>60</b> = S.A. Retracted piston rod <b>70</b> = S.A. Extended piston rod
		<b>For type 3 - 4</b> <b>00</b> = D.A. Standard version <b>01</b> = D.A. Through piston rod <b>20</b> = D.A. Long piston (Ø32÷63) <b>60</b> = S.A. Retracted piston rod <b>70</b> = S.A. Extended piston rod

4 Bore (mm)	5 Stroke (mm)	6 Option
<b>032</b> = Ø32 <b>040</b> = Ø40 <b>050</b> = Ø50 <b>063</b> = Ø63 <b>080</b> = Ø80 <b>100</b> = Ø100	<b>Single acting</b> <b>0005 - 0010 - 0015 - 0020 - 0025</b> <b>Double acting</b> <b>0005 - 0010 - 0015 - 0020 - 0025</b> <b>0030 - 0040 - 0050 - 0060 - 0080</b> <b>Max standard stroke</b> <b>0080 (Ø32÷100)</b>	<b>Version with extended piston (upon request)</b> <b>0800 (Ø32-40) 1000 (Ø50÷100)</b> <b>Max stroke with non-rotating guided piston rod (upon request)</b> <b>0400 (Ø32-40) 0800 (Ø63)</b> <b>0500 (Ø50) 1000 (Ø80-100)</b>
		<b>H</b> = Hollow piston rod only for through piston rod versions without flange <b>G</b> = Preset for locking unit only for D.A. cylinders with chromium-plated steel piston rod <b>C</b> = With flange for versions: 100-101-120-160-170 200-201-220-260-270

For high temperature applications please refer to our sales office

**FIXING ELEMENTS AND ACCESSORIES**

Ø	Female fork with clips	Articulated self-lubricating fork	Fork with axially mounted articulated pin	Fork with angle mounted articulated pin	Floating joint	Flange for female piston rod	Centering adaptor ring	Female rear hinge with pin	Counter hinge 90° (CETOP)	Counter hinge 90°	Counter hinge 90° (CNOMO)
32											
40	KF-15032	KF-17032	KF-22032	KF-23032	KF-24032	RPF-28032	RSF-09032	KF-10032A	KF-19032CTA	KF-19032	KF-19032CN
50	KF-15040	KF-17040	KF-22040	KF-23040	KF-24040	RPF-28040	RSF-09040	KF-10040A	KF-19040CTA	KF-19040	KF-19040050CN
63	KF-15050	KF-17050	KF-22050	KF-23050	KF-24050	RPF-28050	RSF-09050	KF-10050A	KF-19050CTA	KF-19050	KF-19040050CN
80	KF-15080	KF-17080	KF-22080	KF-23080	KF-24080	-	RSF-09063	KF-10063A	KF-19063CTA	KF-19063	KF-19063080CN
100	KF-15080	KF-17080	KF-22080	KF-23080	KF-24080	-	RSF-09080	KF-10080A	KF-19080CTA	KF-19080	KF-19063080CN
							RSF-09100	KF-10100A	KF-19100CTA	KF-19100	KF-19100125CN
Ø	Narrow female hinge with pin	Articulated counter hinge	Articulated rear male hinge	Rear male hinge	Front/rear flange	Angle bracket	Front/rear hinge with floating pin	Hinge support	ISO Intermediate hinge	DF sensor and DHF covering strip	Cable clamping for DF sensor
32											
40	KF-10032AS	KF-19032SC	KF-11032S	KF-11032	KF-12032	KF-13032	KF-14032AP	KF-41032	KDF-14032	DF DHF-0020100	DF-001
50	KF-10040AS	KF-19040SC	KF-11040S	KF-11040	KF-12040	KF-13040	KF-14040AP	KF-41040	RPF-14040		
63	KF-10050AS	KF-19050SC	KF-11050S	KF-11050	KF-12050	KF-13050	KF-14050AP	KF-41040	RPF-14050		
80	KF-10063AS	KF-19063SC	KF-11063S	KF-11063	KF-12063	KF-13063	KF-14063AP	KF-41063080	RPF-14063		
100	KF-10080AS	KF-19080SC	KF-11080S	KF-11080	KF-12080	KF-13080	KF-14080AP	KF-41063080	RPF-14080		
	KF-10100AS	KF-19100SC	KF-11100S	KF-11100	KF-12100	KF-13100	KF-14100AP	KF-41100125	KDF-14100		