CARATTERISTICHE

Temperatura ambiente	-5 ÷ +50 °C
Fluido	aria filtrata 50 µm, con o senza lubrificazione
Sistema di commutazione	spola
Pressione	1,5 ÷ 9 bar
Connessioni	interfaccia per base
Diametro nominale (mm)	5
Portata nominale (Nl/min)	140 ÷ 740 (calcolata in funzione della tipologia di raccordi)
Corpo valvola	zama
Guarnizioni	NBR
Spola	alluminio
Elettropilota/Bobina	serie A/U05 - serie B/U04
Tensione	24 V DC -12 V DC - 24 V AC - 110 V AC - 230 V AC
	(solo versione con connessione elettrica esterna)
Assorbimento	**U05** = 2 W (DC) 2,3 VA (AC) **U04** = 1,2 W (DC)
Comando manuale	a pulsante incassato 1 posizione

CHIAVE DI **CODIFICA**

G	L	-	6	6	4	4	
1				2	3	4	5

1 Serie	2 Tipologia	3 Comando 14	4 Ritorno 12	5 Variante
GL-6 = Distributori ed elettrodistributori 20 mm per base	**2** = 5/2 **3** = 5/3 **c.c.** **4** = 5/3 **c.a.** **5** = 5/3 **c.p.** **6** = 3/2+3/2 NC-NC **7** = 3/2+3/2 NC-NO **8** = 3/2+3/2 NO-NO	**3** = Pneumatico amplificato **4** = Elettrico amplificato DC **5** = Elettrico amplificato DC/AC **6 =** Elettrico amplificato DC pilota 10 mm serie B	**0** = Molla pneumomeccanica **1** = Molla meccanica **3** = Pneumatico amplificato **4** = Elettrico amplificato DC **5** = Elettrico amplificato DC/AC **6 =** Elettrico amplificato DC pilota 10 mm serie B	**D** = Servoalimentazione esterna del pilota

c.c. = centri chiusi **c.a.** = centri aperti **c.p.** = centri in pressione

Impulso pneumatico

Singolo impulso

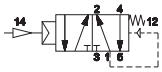

GL-6230

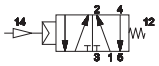

GL-6231

Doppio impulso

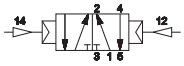

GL-6233

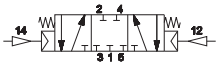

GL-6333

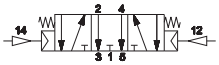

GL-6433

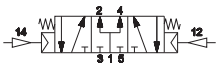

GL-6533

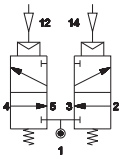

GL-6633

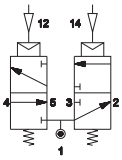

GL-6733

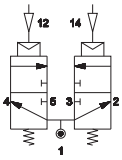

GL-6833

Le elettrovalvole sono fornite senza bobina e connettore

Impulso elettrico - elettropilota serie A (15 mm)

Singolo impulso

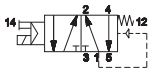

GL-6240 DC
GL-6250 AC/DC

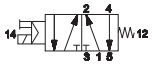

GL-6241 DC
GL-6251 AC/DC

Bobina con connettore integrato per versione multipolare
DD-051-2C 24 V DC
DD-040-2C 24 V AC

Singolo/doppio impulso

Doppio impulso

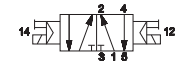

GL-6244 DC
GL-6255 AC/DC

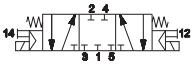

GL-6344 DC
GL-6355 AC/DC

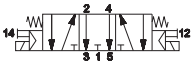

GL-6444 DC
GL-6455 AC/DC

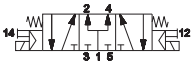

GL-6544 DC
GL-6555 AC/DC

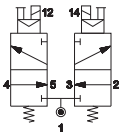

GL-6644 DC
GL-6655 AC/DC

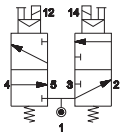

GL-6744 DC
GL-6755 AC/DC

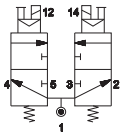

GL-6844 DC
GL-6855 AC/DC

DIN C (8 mm)
Per ulteriori informazioni rivolgersi al nostro Ufficio Commerciale

Impulso elettrico - elettropilota serie B (10 mm)

Singolo impulso

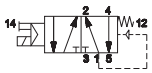

GL-6260
GL-6261

Doppio impulso

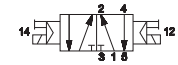

GL-6266

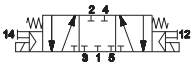

GL-6366

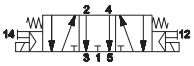

GL-6466

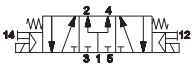

GL-6566

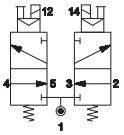

GL-6666

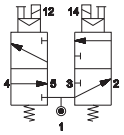

GL-6766

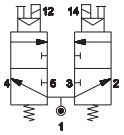

GL-6866

Le elettrovalvole sono fornite senza bobina e connettore

Con riserva di modifica

Sottobasi elettriche

■ Connessione multipolare

■ Connettore esterno

■ Connettore con cavetti volanti

GP-6100	GP-6110	GP-611212	GP-611806	GP-6210/1/2	GP-6220/1/2
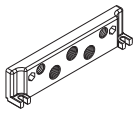	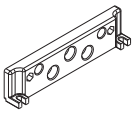	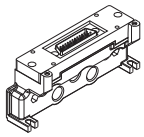	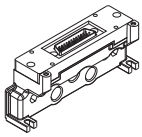	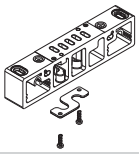	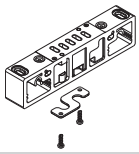
piastra d'estremità filettata	piastra d'estremità di chiusura	piastra d'estremità filettata con connettore maschio 25 poli 12+12 bobine pilotaggio 12-14	piastra d'estremità filettata con connettore maschio 25 poli 18 bobine pilotaggio 14 6 bobine pilotaggio 12	sottobase con diaframmi aperti **GP-6210** senza connessione elettrica **GP-6211** monostabile **GP-6212** bistabile	sottobase con diaframmi chiusi **GP-6220** senza connessione elettrica **GP-6221** monostabile **GP-6222** bistabile

GP-6230/1/2	GP-6240/1/2	GP-6380	GP-6285	GP-6411
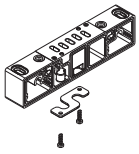 3 1 5	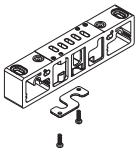 3 1 5			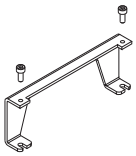
sottobase con alimentazione chiusa e scarichi aperti **GP-6230** senza connessione elettrica **GP-6231** monostabile **GP-6232** bistabile	sottobase con alimentazione aperta e scarichi chiusi **GP-6240** senza connessione elettrica **GP-6241** monostabile **GP-6242** bistabile	piastrina di alimentazione intermedia (utilizzabile solo con sottobasi GP-63...)	piastrina di chiusura posto valvola inutilizzato	piedino di sollevamento

GP-6400-1	GP-6400-2	GP-6400-5	GP-6512-01/..MF	GP-6514-01/..MF	GP-651418
		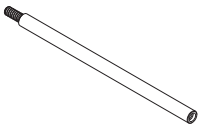			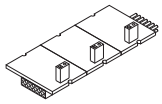
tirante modulare 1 posto valvola	tirante modulare 2 posti valvola	tirante modulare 5 posti valvola	schede BUS di connessione lato pilotaggio 12 con 12 pin **GP-6512-01MF** 1 posto **GP-6512-02MF** 2 posti **GP-6512-03MF** 3 posti **GP-6512-05MF** 5 posti **GP-6512-06MF** 6 posti	schede BUS di connessione lato pilotaggio 14 con 12 pin **GP-6514-01MF** 1 posto **GP-6514-02MF** 2 posti **GP-6514-03MF** 3 posti **GP-6514-05MF** 5 posti **GP-6514-06MF** 6 posti	schede BUS di connessione lato pilotaggio 14 con 18 pin (solo 12 posti) per batterie con pilotaggio 14 superiore alle 12 bobine fino a un massimo di 18, usare la scheda **GP-651418** pari a 12 posizioni e a seguire la scheda **GP-6514-...**

AZ4-SN004A
n. 100 dadi M4 per tiranti

AZ4-VN0416
n. 100 viti M4x16 per tiranti

su richiesta soluzioni personalizzate fino a 12 posti

GZR-100	GZR-V10004/6/8	GZR-V20004/6/8	GZR-V20L004/6/8
		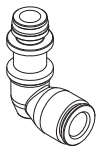	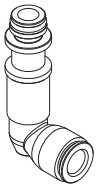
tappo di chiusura	raccordo diritto **GZR-V10004** tubo: 4 mm **GZR-V10006** tubo: 6 mm **GZR-V10008** tubo: 8 mm	raccordo a gomito girevole basso **GZR-V20004** tubo: 4 mm **GZR-V20006** tubo: 6 mm **GZR-V20008** tubo: 8 mm	raccordo a gomito girevole alto **GZR-V20L004** tubo: 4 mm **GZR-V20L006** tubo: 6 mm **GZR-V20L008** tubo: 8 mm

Per sottobasi predisposte alla servoalimentazione aggiungere S al codice (es. GP-6210S)

DD-...	DD-051-2C/DD-040-2C	DE-652I	D-530-30/50/200
	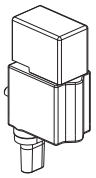	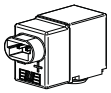	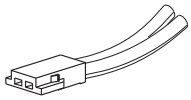
bobina 24 V DC - 2 W per collegamento singolo	bobina 24 V DC - 2 W con connettore integrato per versione multipolare	bobina 24 V DC 1,35 W con connettore a cuffia in linea predisposta per tenuta stagna	Connettore miniaturizzato con cavetti volanti **D-530-30** = lunghezza cavo 300 mm **D-530-50** = lunghezza cavo 500 mm **D-530-200** = lunghezza cavo 2000 mm

Connessioni elettriche

AM-5109	TSCFN24S0300 TSCFN24S0500 TSCFN24S1000
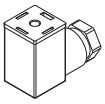	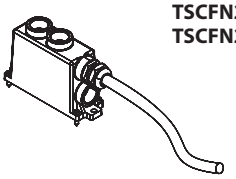
connettore 15 mm	connettore volante femmina sub-D a norme CEI 20-22 O.R. Il precablato per 24 bobine (cavo 3-5-10 m) viti di fissaggio M3x12

Esempio d'installazione a pannello

Con riserva di modifica