


# UGM40

UNIVERSAL gripper units  
for assembling



<b>U</b>	<b>G</b>	<b>M</b>	<b>4</b>	<b>0</b>	<b>V</b>	<b>B</b>	<b>U</b>
1	2	3	4	5	6		

1 Series	2 Version	3 Size
----------	-----------	--------

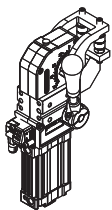
**UG** = UNIVERSAL gripper units  
- fully adjustable opening angle  
from 0° to 95°

**M** = Pneumatic with manual lever

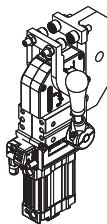
**40** =  $\varnothing$  40 mm

4 Arm mount position	5 Arm style	6 Sensing style
----------------------	-------------	-----------------

**V** = 90°



**O** = 180°



**B** = Upper and lower jaws opening;  
double tips - available only with  
vertical jaws mount style

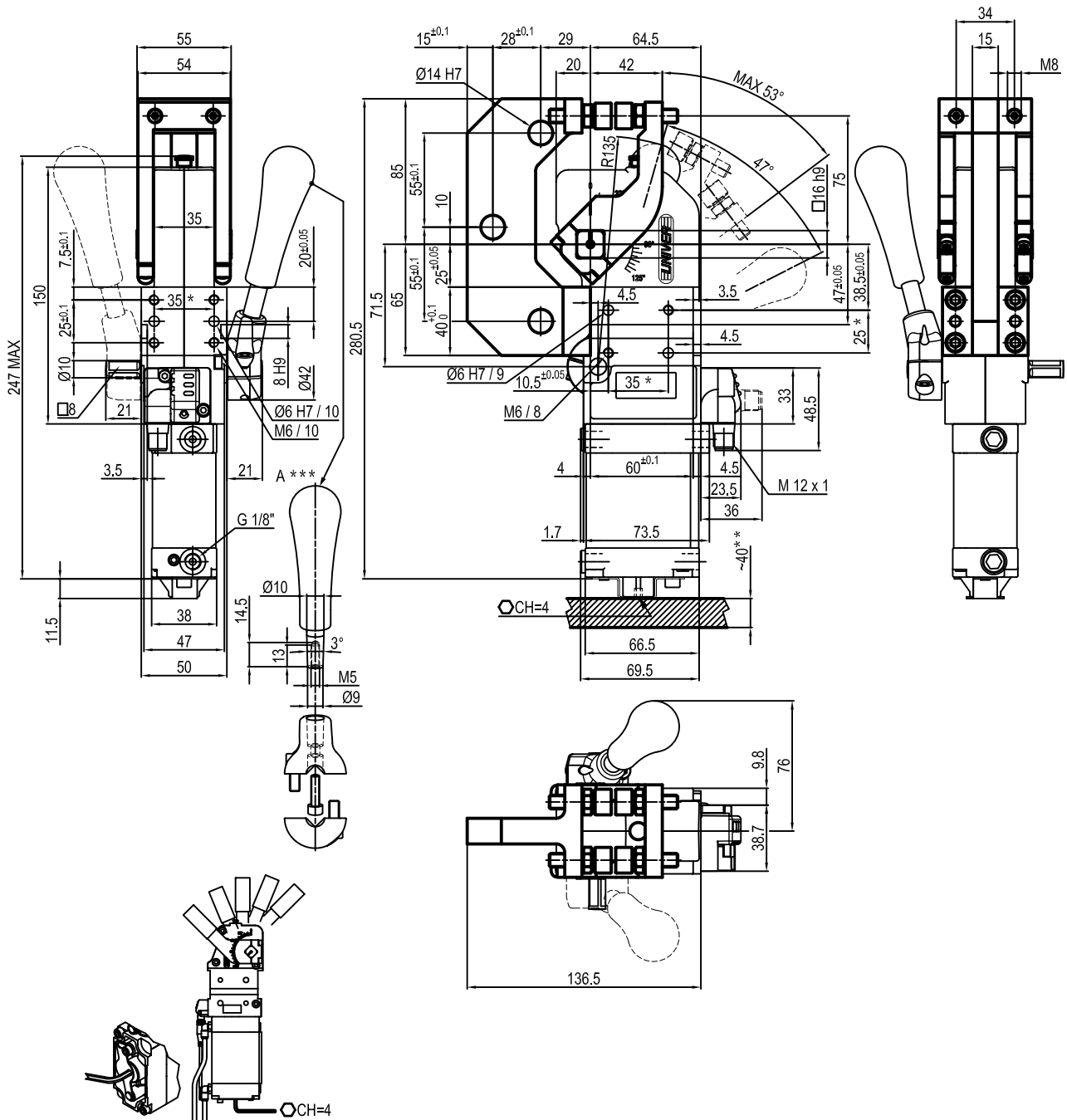
**F** = Upper and lower jaws opening;  
single tips - available only with  
vertical jaws mount style

**L** = Fixed lower, upper jaws opening;  
double tips

**N** = No sensor  
(with protection plate)

**U** = Electronic sensor with M12  
swivel connector

## UNIVERSAL gripper units for assembling with manual lever



Bore Ø	Holding moment	Clamping moment	Weight (Clamping arm not included)
40 mm	600 Nm	170 Nm	1.8 Kg

Min./max. operating pressure: **0,4 / 0,8 MPa**

Operating temperature: **5° + 45° C**

Opening angle: **adjustable from 0° to 53°**

Horizontal arm mount position

With manual lever

Electronic sensor with M12 swivel connector that can be orientated at 0° or 90°

Supply voltage: 10-30 Vdc

IP code: **IP 65**

Pneumatic ports on both sides

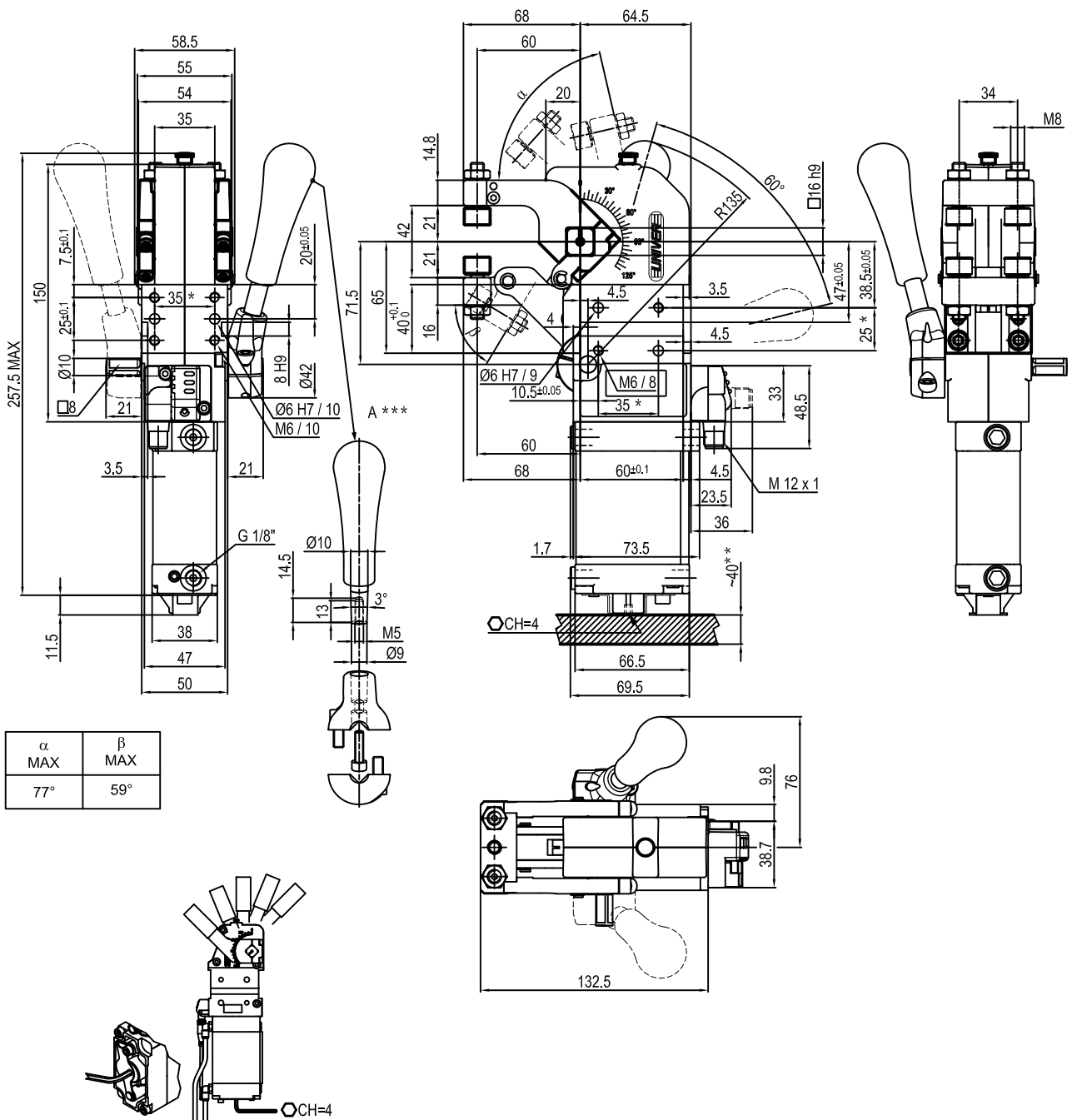
\* : TOLERANCE BETWEEN DOWELS ± 0.02, TO SCREW HOLES ± 0.1

\*\* : AREA TO ACCES ANGLE ADJUSTMENT

\*\*\* : DIMENSIONS TO BE RESPECTED IN CASE OTHER MANUAL LEVERS ARE USED

Subject to technical modifications without notice

## UNIVERSAL gripper units for assembling with manual lever



Bore Ø	Holding moment	Clamping moment	Weight (Clamping arm not included)
40 mm	600 Nm	170 Nm	1.8 Kg

Min./max. operating pressure: **0,4 / 0,8 MPa**

Operating temperature: **5° ± 45° C**

Opening angle: **adjustable from 0° to 77°**

Vertical arm mount position

With manual lever

Electronic sensor with M12 swivel connector that can be orientated at 0° or 90°

Supply voltage: 10-30 Vdc

IP code: **IP 65**

Pneumatic ports on both sides

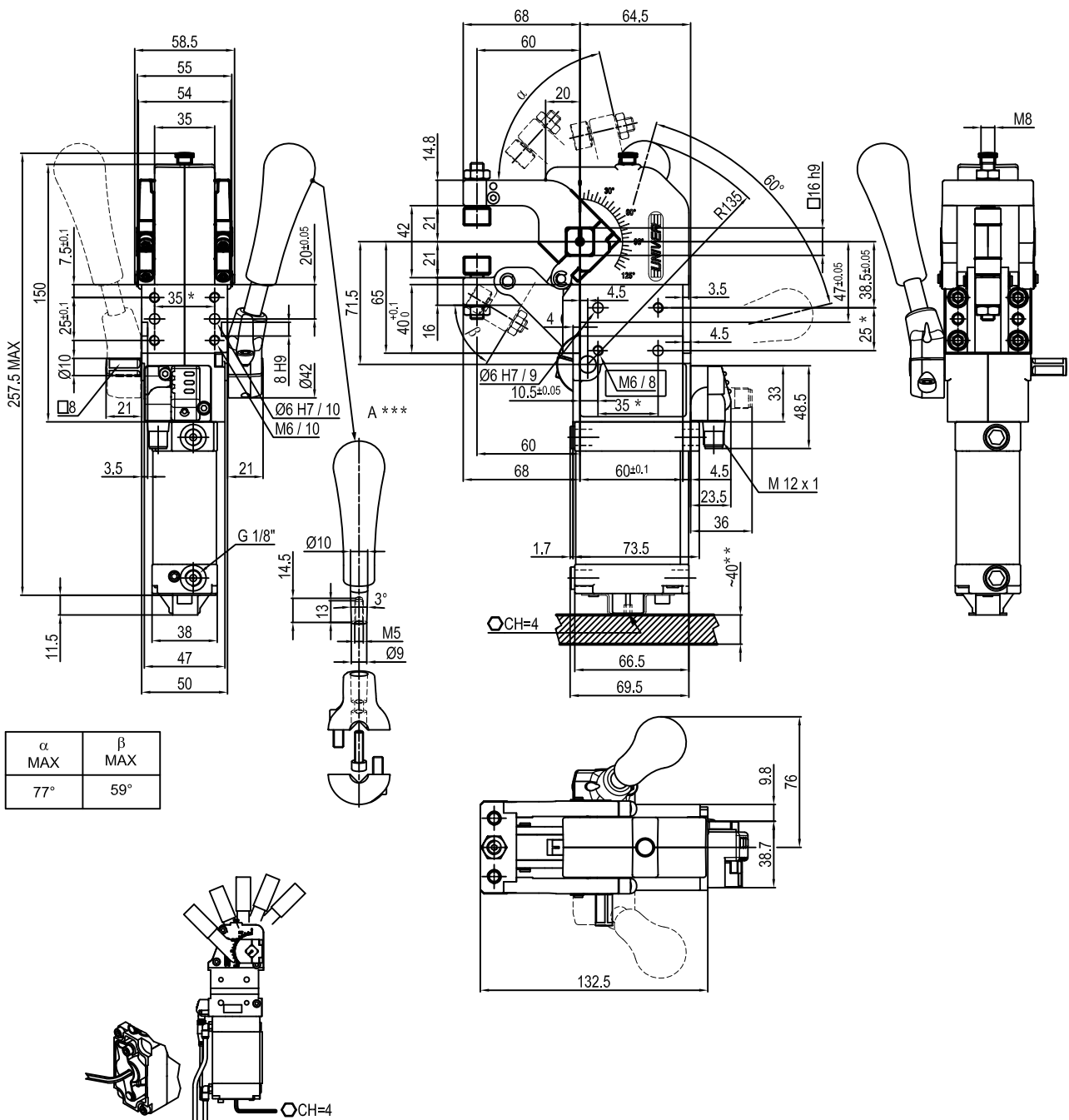
\* : TOLERANCE BETWEEN DOWELS ± 0.02, TO SCREW HOLES ± 0.1

\*\* : AREA TO ACCES ANGLE ADJUSTMENT

\*\*\* : DIMENSIONS TO BE RESPECTED IN CASE OTHER MANUAL LEVERS ARE USED

Subject to technical modifications without notice

## UNIVERSAL gripper units for assembling with manual lever



$\alpha$ MAX	$\beta$ MAX
77°	59°

Bore $\varnothing$	Holding moment	Clamping moment	Weight (Clamping arm not included)
40 mm	600 Nm	170 Nm	1.8 Kg

Min./max. operating pressure: **0,4 / 0,8 MPa**

Operating temperature: **5° ± 45° C**

Opening angle: **adjustable from 0° to 77°**

Vertical arm mount position

With manual lever

Electronic sensor with M12 swivel connector that can be orientated at 0° or 90°

Supply voltage: 10-30 Vdc

IP code: **IP 65**

Pneumatic ports on both sides

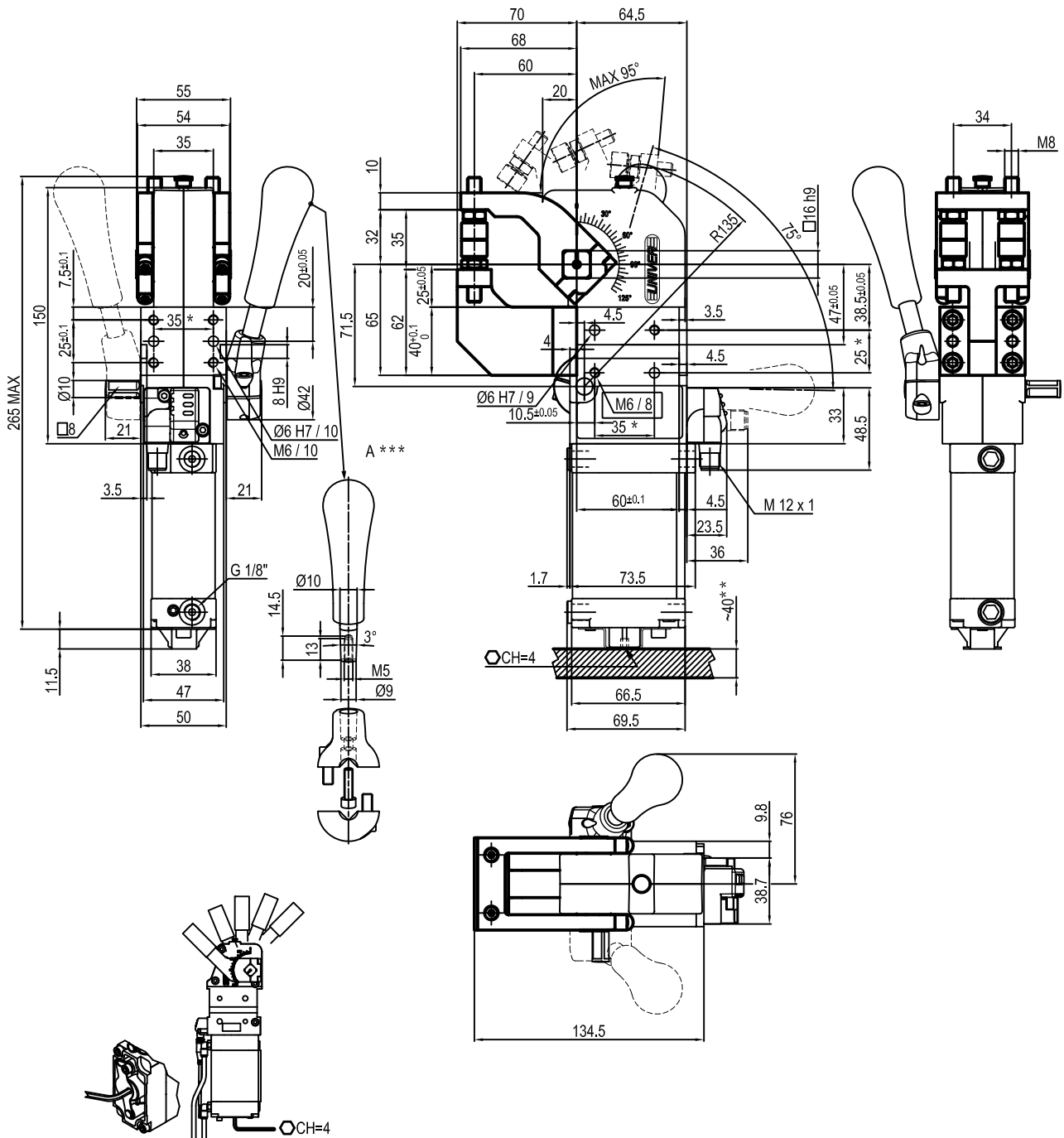
\* : TOLERANCE BETWEEN DOWELS ± 0.02, TO SCREW HOLES ± 0.1

\*\* : AREA TO ACCES ANGLE ADJUSTMENT

\*\*\* : DIMENSIONS TO BE RESPECTED IN CASE OTHER MANUAL LEVERS ARE USED

Subject to technical modifications without notice

## UNIVERSAL gripper units for assembling with manual lever



Bore Ø	Holding moment	Clamping moment	Weight (Clamping arm not included)
40 mm	600 Nm	170 Nm	1.8 Kg

Min./max. operating pressure: **0,4 / 0,8 MPa**

Operating temperature: **5° ± 45° C**

Opening angle: **adjustable from 0° to 95°**

Vertical arm mount position

With manual lever

Electronic sensor with M12 swivel connector that can be orientated at 0° or 90°

Supply voltage: 10-30 Vdc

IP code: **IP 65**

Pneumatic ports on both sides

\* : TOLERANCE BETWEEN DOWELS ± 0.02, TO SCREW HOLES ± 0.1

\*\* : AREA TO ACCES ANGLE ADJUSTMENT

\*\*\* : DIMENSIONS TO BE RESPECTED IN CASE OTHER MANUAL LEVERS ARE USED

Subject to technical modifications without notice